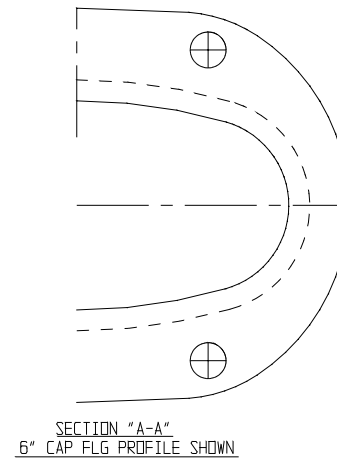
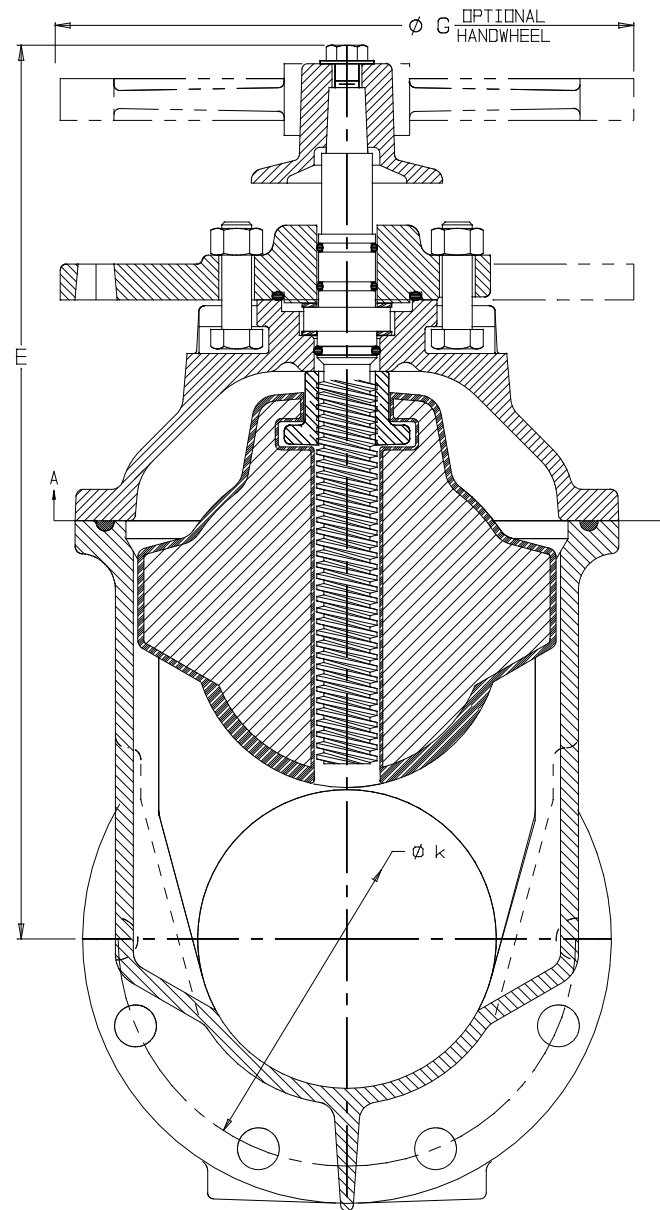
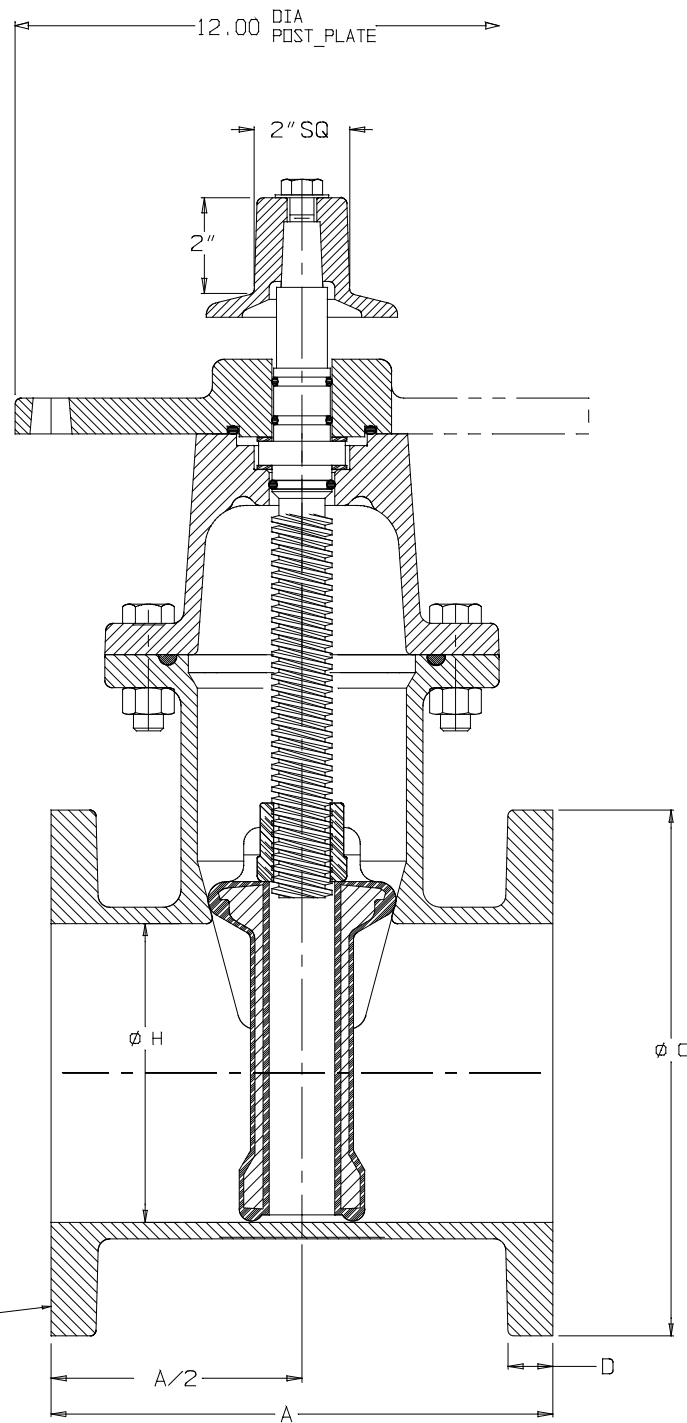
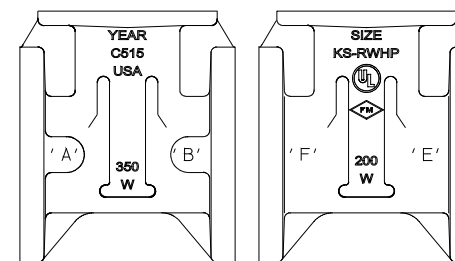


OPTIONAL POST PLATE
4 - 3/4" HOLES ON A
10.50" DIA B.C.



COATING: EPOXY
(HEAT FUSED)
TO MEET APPLICATION & PERFORMANCE
REQUIREMENTS AWWA C550
TO HAVE BEEN TESTED &
ACCEPTED BY UL/FM



TAP LOCATION
'A' Standard

ITEM	DESCRIPTION	# REQ'D	MATERIAL
R-1	HEX. HEAD BOLT	1	18-8 STAINLESS STEEL, ASTM F593C
R-2	FLAT WASHER	1	STEEL, PLATED
R-3	OPERATING NUT	1	CAST IRON ASTM A-126 CLASS B
R-3	HANDWHEEL	1	CAST IRON ASTM A-126 CLASS B
R-4	STUFFING BOX BOLTS	2	18-8 STAINLESS STEEL, ASTM F593C
R-5	HEX. NUTS	2	18-8 STAINLESS STEEL, ASTM F594
R-6	STUFFING BOX	1	DUCTILE IRON ASTM A-536
R-7	"O" RING (STEM)	3	BUNA-N
R-8	"O"-RING (ST. BOX)	1	BUNA-N
R-9	THRUST WASHER	1	2" & 2.5" DELRIN
		2	3" - 12"
R-10	STEM	1	BRONZE ASTM B584 C86700 (STD) OR BRONZE NDZ ASTM B763 C99500 OR 304 STAINLESS STEEL ASTM A479
R-11	HEX. HEAD BOLTS		18-8 STAINLESS STEEL, ASTM F593C
R-12	HEX. NUTS		18-8 STAINLESS STEEL, ASTM F594
R-13	COVER	1	DUCTILE IRON ASTM A-536 (70-50-5)
R-14	STEM NUT	1	BRONZE ASTM B-763 C99500
R-15	"O"-RING (COVER)	1	BUNA-N
R-16	EPDM ENCAPSULATED WEDGE	1	DUCTILE IRON ASTM A-536 (70-50-5) EPDM RESILIENT MOLDED WEDGE
R-17	BODY	1	DUCTILE IRON ASTM A-536 (70-50-5)
R-18	(OPTIONAL) POST ADAPTOR PLATE	1	CAST IRON ASTM A126 CLASS B

350 PSI RATED



Nominal Size In's	Clear Dia H	No. of Turns to Open	Valve Dimensions				Flanges & Flange Drilling to ANSI B16.1						
			A	E	H'whl D.D. GØ	Flange D.D. CØ	Flange Thick D	B.C. DIA k	Size of Bolts FØ	No. of Bolts F#	Weight lb		
-	-	-	-	-	-	-	-	-	-	-	-	-	-
2-1/2"	2.50"	5	7.50"	11.38"	7.25"	7.00"	0.69"	5.50"	5/8"	4	49		
3	3.00"	10	8.00"	12.38"	10.00"	7.50"	0.69"	6.00"	5/8"	4	62		
4	4.25"	13	9.00"	14.75"	10.00"	9.00"	0.94"	7.50"	5/8"	8	87		
6	6.25"	19	10.50"	19.00"	12.00"	11.00"	1.00"	9.50"	3/4"	8	134		
8	8.25"	25	11.50"	22.50"	14.00"	13.50"	1.12"	11.75"	3/4"	8	205		
10	10.25"	31	13.00"	26.50"	18.00"	16.00"	1.18"	14.25"	7/8"	12	331		
12	12.25"	37	14.00"	30.00"	18.00"	19.00"	1.25"	17.00"	7/8"	12	515		

FIG 5561 WITH HANDWHEEL
FIG 5701 WITH POST PLATE & NUT
FIG 5561N WITH NUT
FIG 5561Y WITH HANDWHEEL
AND LOW ZINC BRASS
FIG 5701Y WITH POST PLATE & NUT
AND LOW ZINC BRASS

* HALF SCALE OF A 6" VALVE SHOWN

KENNEDY VALVE
ELMIRA, N.Y. 14901

**2-1/2" & 3" KS-FWHP &
4" THRU 12" KS-RWHP**
FLG - NRS ASSEMBLY

FILE PATH **DRAFT-GATE**
Drawn by: SJH
ISSUED 25-FEB-2015

DWG NO. **81734FE**

Revision 01

NO.	Date	ECN	REVISION
-	04/15	-	2-1/2" & 3" MODEL KS-FWHP ADDED; FIGURE NUMBERS CHANGED TO START WITH '5' INSTEAD OF '9'
1	02/15 2927		Released for production

AWWA
MODEL KS-FWHP MEETS AWWA C509
MODEL KS-RWHP MEETS AWWA C515