



GUARDIAN INSERT FOR USERS OF WOODS-MATHEWS HYDRANTS




Fig. K81AW

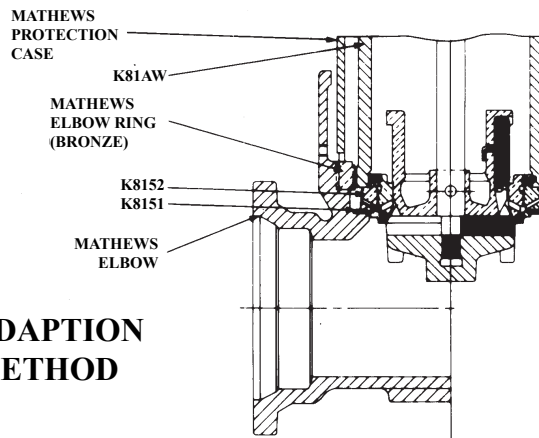
A TRUE GUARDIAN INSERT REPLACEMENT

Save the cost of digging to replace that tried and true but aging friend. Merely unscrew Mathews insert and replace it with a Guardian Insert, and for normal maintenance, never do it again.

BENEFITS:

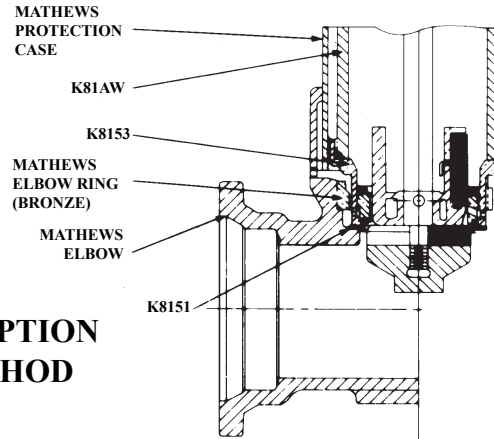
1. All working parts are Guardian.
2. Fully maintainable through the bonnet, using light weight wrench.
3. Available to replace a 4" former type and Modernized Wood-Mathews.

ADDITIONAL PARTS FOR GUARDIAN INSERT:



ADAPTION METHOD #1

#1



ADAPTION METHOD #2

#2

ADAPTION METHOD CHART *(corresponds to above illustrations)*

M.V.O.		5 1/4"	4 1/2"	4"
6"	BRONZE LINED	1	---	---
6"	REGULAR	1	---	---
5 1/4"	BRONZE LINED	1	---	---
5 1/4"	REGULAR	2	---	---
4 1/2"	BRONZE LINED	---	1	---
4 1/2"	REGULAR	---	2	---
4"	REGULAR	---	---	2