



KENNEDY VALVE

C509 KS FW NON-RISING RESILIENT SEATED GATE VALVE FLANGED ENDS SIZES 2" - 12"

Fig. 8561ASS (with handwheel)

Fig. 8561ANSS (with nut)

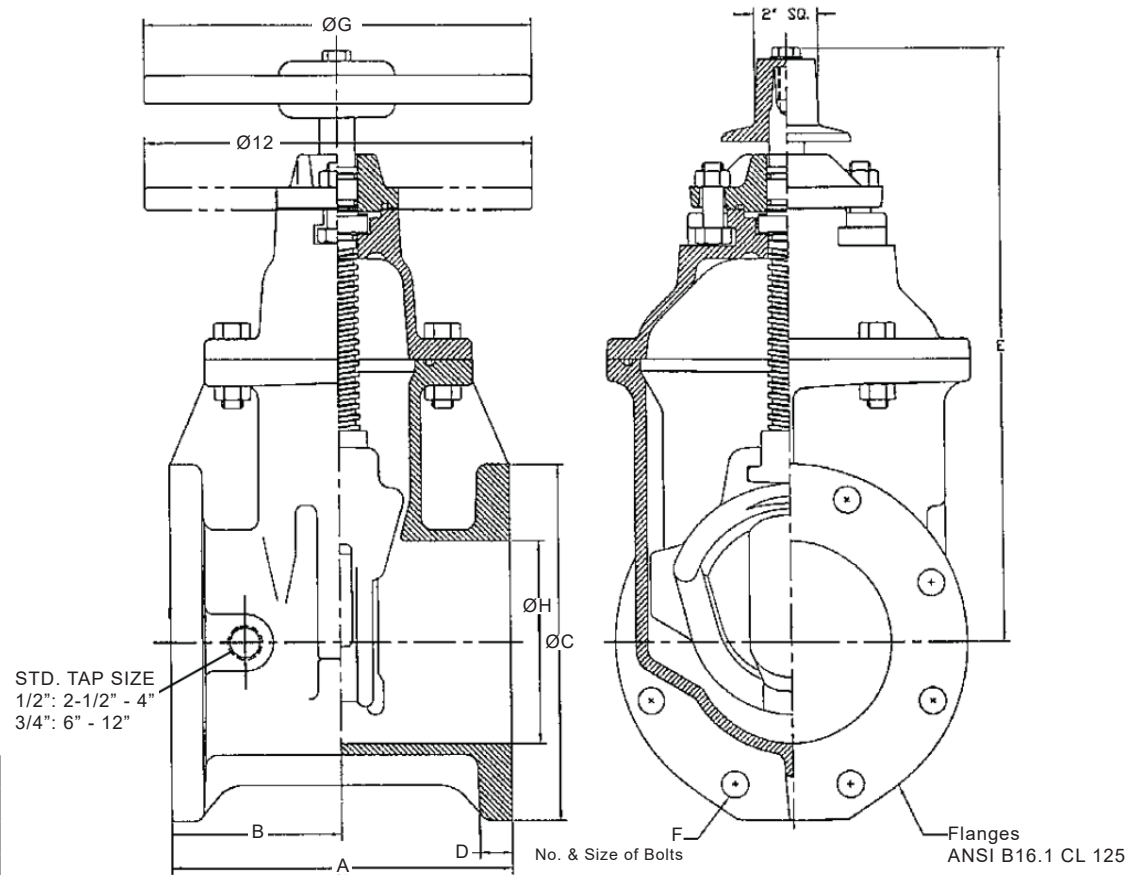
Fig. 8701ASS (with post plate, 2"-12")



All flange valves tapped & plugged @ Position "A"

| DIMENSIONS | | | | | | | | | |
|------------|---------|--------|---------|---------|---------|---------|--------|---------|---------------|
| SIZE | A | B | C | D | E | F | G | H | Weight (lbs.) |
| 2 | 7" | 3-1/2" | 6" | 11/16" | 10-7/8" | 4-5/8" | 7-1/4" | 2" | 41 |
| 2-1/2 | 7-1/2" | 3-3/4" | 7" | 11/16" | 11-3/8" | 4-5/8" | 7-1/4" | 2-1/2" | 49 |
| 3 | 8" | 4" | 7-1/2" | 3/4" | 12-3/8" | 4-5/8" | 10" | 3" | 62 |
| 4 | 9" | 4-1/2" | 9" | 15/16" | 14-3/4" | 8-5/8" | 10" | 4-1/4" | 99 |
| 6 | 10-1/2" | 5-1/4" | 11" | 1" | 19" | 8-3/4" | 12" | 6-1/4" | 142 |
| 8 | 11-1/2" | 5-3/4" | 13-1/2" | 1-1/8" | 22-1/2" | 8-3/4" | 14" | 8-1/4" | 239 |
| 10 | 13" | 6-1/2" | 16" | 1-3/16" | 26-1/2" | 12-7/8" | 18" | 10-1/4" | 408 |
| 12 | 14" | 7" | 19" | 1-1/4" | 30" | 12-7/8" | 18" | 12-1/4" | 554 |

Note: Add 16 lbs. for Indicator Post Plate (3"-12" only)

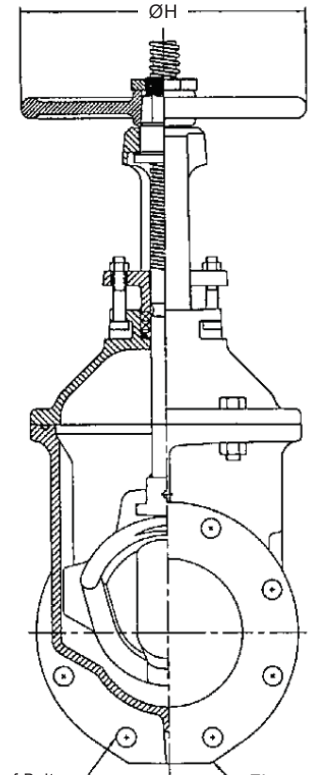
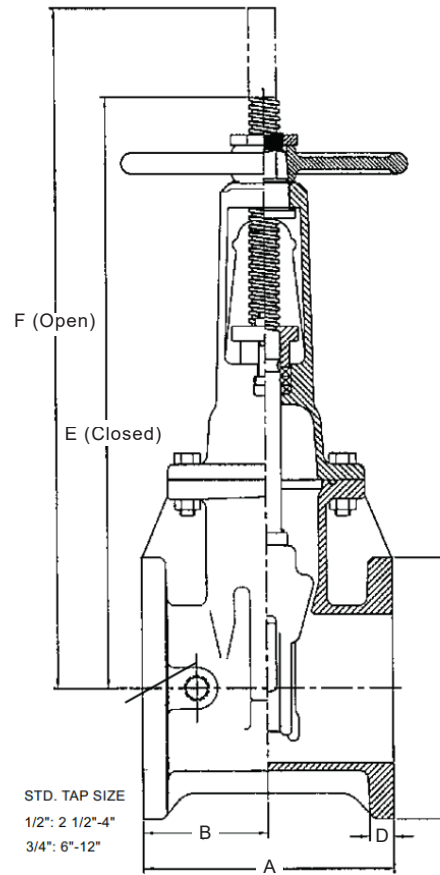




KENNEDY VALVE

C509 KS FW OS&Y RESILIENT SEATED GATE VALVE FLANGED ENDS SIZES 2" - 12"

Fig. 8068A



G
No. & Size of Bolts
Flanges
ANSI B16.1 CL 125

| DIMENSIONS | | | | | | | | | |
|------------|---------|--------|---------|---------|---------|---------|---------|--------|---------------|
| SIZE | A | B | C | D | E | F | G | H | Weight (lbs.) |
| 2 | 7" | 3-1/2" | 6" | 5/8" | 12" | 10" | 4-5/8" | 7-1/4" | N/A |
| 2-1/2 | 7-1/2" | 3-3/4" | 7" | 11/16" | 13-7/8" | 16-3/8" | 4-5/8" | 7-1/4" | 51 |
| 3 | 8" | 4" | 7-1/2" | 3/4" | 15-5/8" | 18-7/8" | 4-5/8" | 10" | 64 |
| 4 | 9" | 4-1/2" | 9" | 15/16" | 18-1/4" | 22-3/4" | 8-5/8" | 10" | 105 |
| 6 | 10-1/2" | 5-1/4" | 11" | 1" | 23-3/4" | 30-1/8" | 8-3/4" | 12" | 152 |
| 8 | 11-1/2" | 5-3/4" | 13-1/2" | 1-1/8" | 29-1/4" | 37-3/4" | 8-3/4" | 14" | 253 |
| 10 | 13" | 6-1/2" | 16" | 1-3/16" | 35-3/8" | 45-3/4" | 12-7/8" | 18" | 427 |
| 12 | 14" | 7" | 19" | 1-1/4" | 40-5/8" | 53-1/8" | 12-7/8" | 18" | 581 |



KENNEDY VALVE

C509 KS FW RESILIENT SEATED GATE VALVE MECHANICAL JOINT ENDS SIZES 2" - 12"

Fig. 8571SS

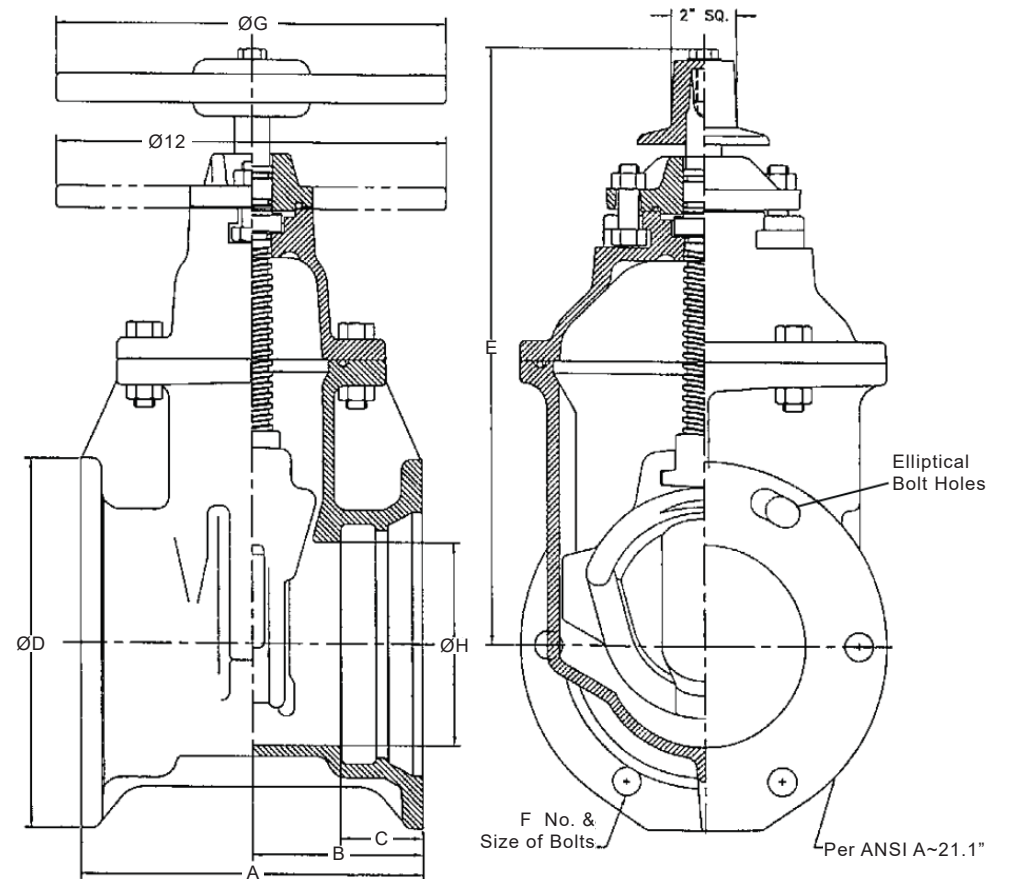
Fig. 8071SS (with post plate, 3"-12")



Elliptical bolt hole design eliminates the needs for anti-rotational bolts.

| DIMENSIONS | | | | | | | | | |
|------------|---------|---------|--------|---------|---------|--------|--------|---------|---------------|
| SIZE | A | B | C | D | E | F | G | H | Weight (lbs.) |
| 2 | 8-1/4" | 4-1/8" | 2-1/2" | 4-1/2" | 10-7/8" | 4-5/8" | 7-1/4" | 2" | 36 |
| 2-1/2 | --- | --- | --- | --- | --- | --- | --- | --- | --- |
| 3 | 8-1/2" | 4-1/4" | 2-1/2" | 7-3/4" | 12-3/8" | 4-5/8" | 10" | 3" | 59 |
| 4 | 9-1/2" | 4-3/4" | 2-1/2" | 9-1/8" | 14-3/4" | 4-3/4" | 10" | 4-1/4" | 86 |
| 6 | 10-1/2" | 5-1/2" | 2-1/2" | 11-3/8" | 19" | 6-3/4" | 12" | 6-1/4" | 134 |
| 8 | 13-1/8" | 6-9/16" | 2-1/2" | 13-3/4" | 22-1/2" | 6-3/4" | 14" | 8-1/4" | 206 |
| 10 | 15-1/2" | 7-3/4" | 2-1/2" | 15-3/4" | 26-1/2" | 8-3/4" | 18" | 10-1/4" | 351 |
| 12 | 16" | 8" | 2-5/8" | 18" | 30" | 8-3/4" | 18" | 12-1/4" | 473 |

Note: Add 16 lbs. for Indicator Post Plate (3"-12" only)



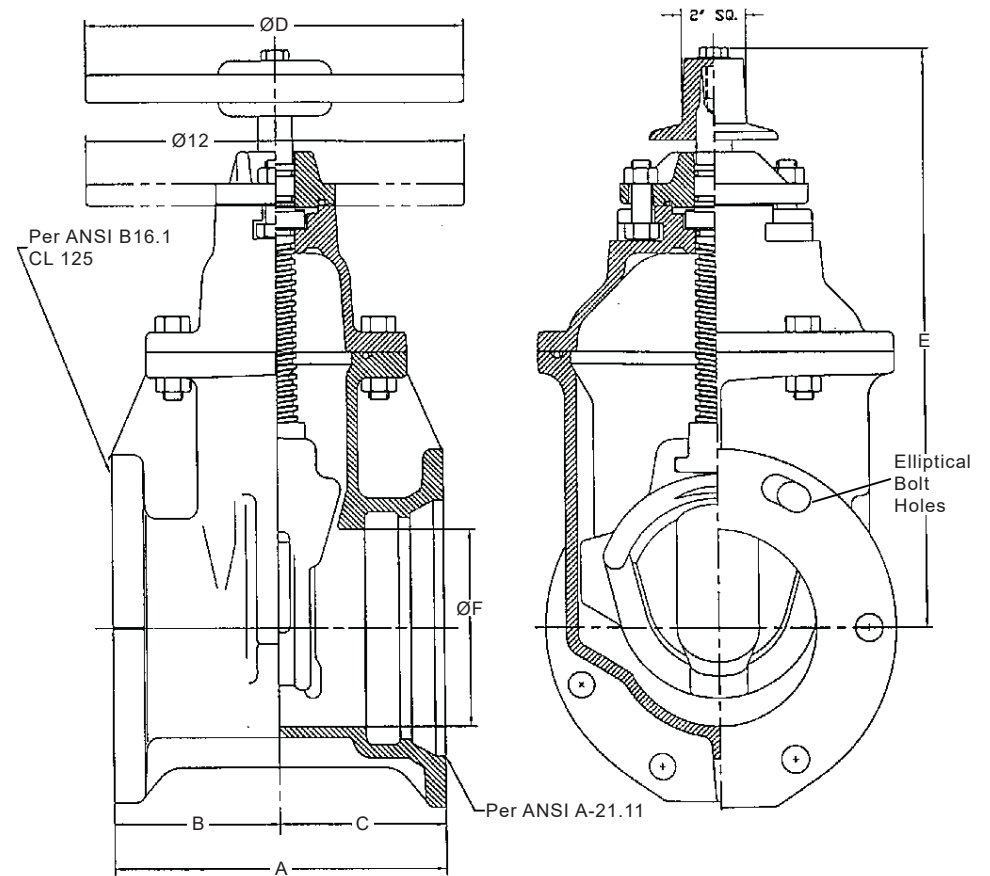


KENNEDY VALVE

C509 KS FW NON-RISING RESILIENT SEATED GATE VALVE MECHANICAL JOINT x FLANGED ENDS SIZES 3" - 12"

Fig. 8572SS

Fig. 8702SS (with post plate)



Elliptical bolt hole design eliminates the needs for anti-rotational bolts.

| DIMENSIONS | | | | | | | |
|------------|----------|--------|---------|-----|---------|---------|---------------|
| SIZE | A | B | C | D | E | F | Weight (lbs.) |
| 3 | 8-1/4" | 4" | 4-1/4" | 10" | 12-3/8" | 3" | 60 |
| 4 | 9-1/4" | 4-1/2" | 4-3/4" | 10" | 14-3/4" | 4-1/4" | 79 |
| 6 | 10-1/2" | 5-1/4" | 5-1/4" | 12" | 19" | 6-1/4" | 134 |
| 8 | 12-5/16" | 5-3/4" | 6-9/16" | 14" | 22-1/2" | 8-1/4" | 213 |
| 10 | 14-1/4" | 6-1/2" | 7-3/4" | 18" | 26-1/2" | 10-1/4" | 365 |
| 12 | 15" | 7" | 8" | 18" | 30" | 12-1/4" | 497 |

Note: Add 16 lbs. for Indicator Post Plate

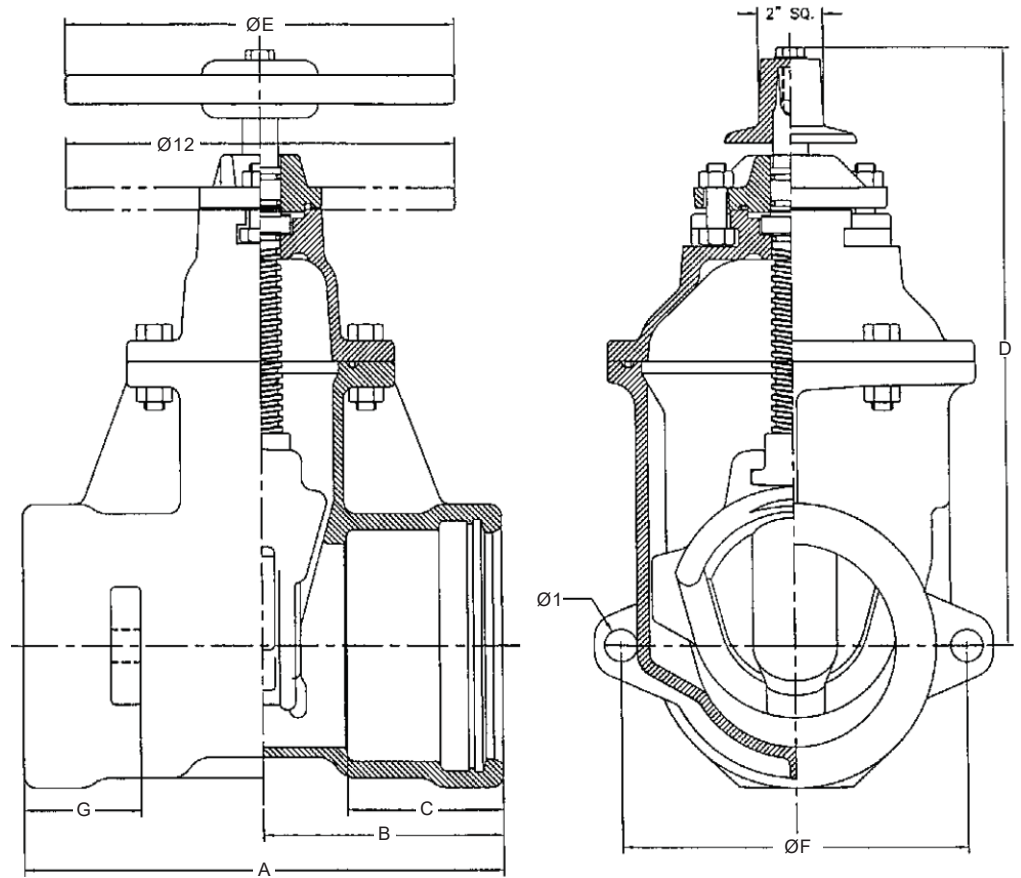


KENNEDY VALVE

C509 KS FW NON-RISING RESILIENT SEATED GATE VALVE TYTON ENDS SIZES 4" - 12"

Fig. 8901SS

Fig. 8901PSS (with post plate)



| DIMENSIONS | | | | | | | | |
|------------|---------|----------|------|---------|-----|-----------|--------|---------------|
| SIZE | A | B | C | D | E | F | G | Weight (lbs.) |
| 4 | 13-1/4" | 6-5/8" | 4.34 | 14-3/4" | 10" | 8-3/16" | 3-3/4" | 82 |
| 6 | 14-3/4" | 7-3/8" | 4.75 | 19" | 12" | 10-7/8" | 3-3/4" | 139 |
| 8 | 17-1/8" | 8-9/16" | 5.70 | 22-1/2" | 14" | 12-7/8" | 4-1/2" | 216 |
| 10 | 19-3/8" | 9-11/16" | 6.19 | 26-1/2" | 18" | 15-15/16" | 5-1/8" | 359 |
| 12 | 20-7/8" | 10-7/16" | 6.19 | 30" | 18" | 17-7/16" | 5-3/8" | 501 |

Note: Add 16 lbs. for Indicator Post Plate

Kennedy Valve | 1021 E Water St, Elmira, NY 14901

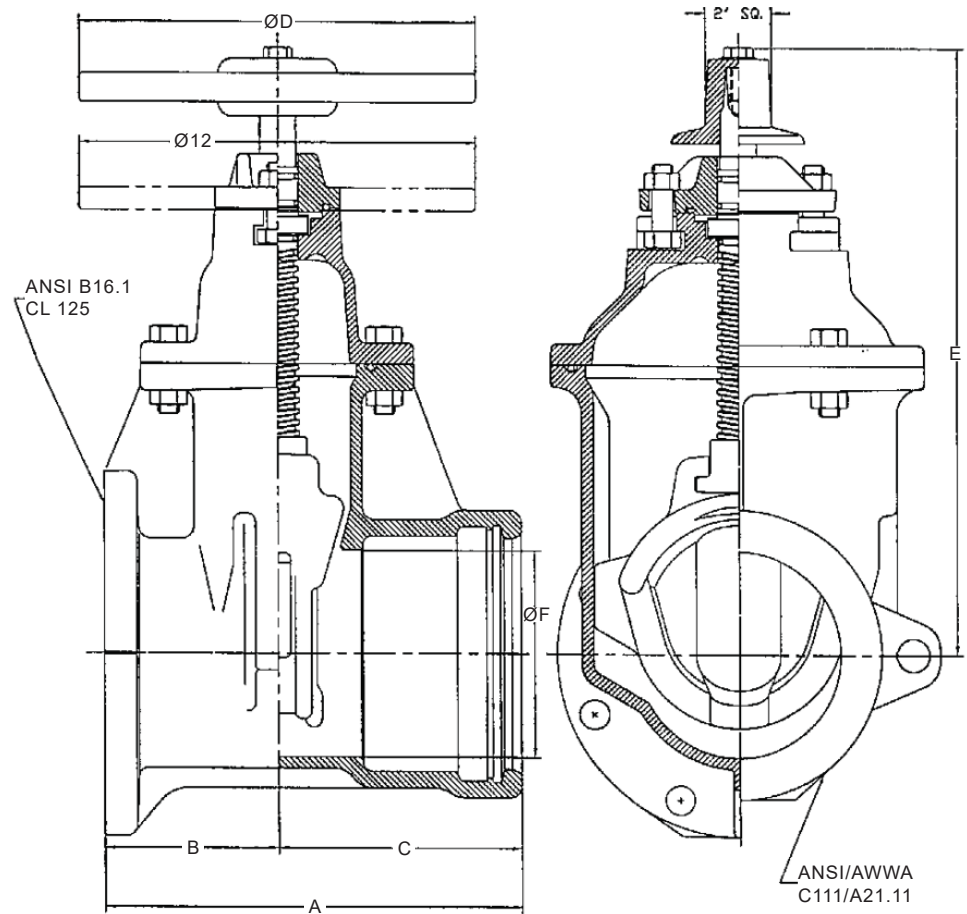


KENNEDY VALVE

C509 KS FW NON-RISING RESILIENT SEATED GATE VALVE FLANGED x TYTON ENDS SIZES 4" - 12"

Fig. 8902SS

Fig. 8902PSS (with post plate)



| DIMENSIONS | | | | | | | |
|------------|----------|--------|----------|-----|---------|---------|---------------|
| SIZE | A | B | C | D | E | F | Weight (lbs.) |
| 4 | 11-1/8" | 4-1/2" | 6-5/8" | 10" | 14-3/4" | 4-1/4" | 85 |
| 6 | 12-5/8" | 5-1/4" | 7-3/8" | 12" | 19" | 6-1/4" | 139 |
| 8 | 14-5/16" | 5-3/4" | 8-9/16" | 14" | 22-1/2" | 8-1/4" | 219 |
| 10 | 16-3/16" | 6-1/2" | 9-11/16" | 18" | 26-1/2" | 10-1/4" | 372 |
| 12 | 17-7/16" | 7" | 10-7/16" | 18" | 30" | 12-1/4" | 515 |

Note: Add 16 lbs. for Indicator Post Plate

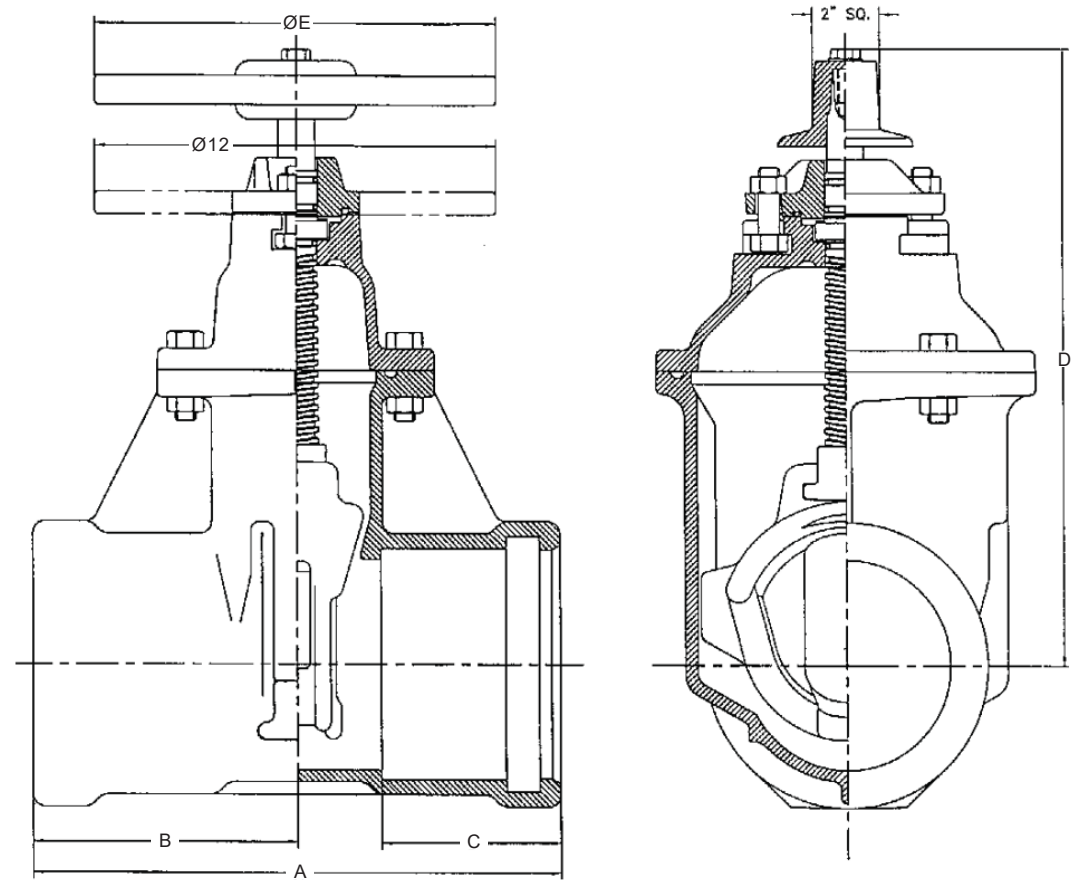


KENNEDY VALVE

C509 KS FW RESILIENT SEATED GATE VALVE PVC ENDS SIZES 2" - 12"

Fig. 8597SS

Fig. 8597PSS (with post plate, 3"-8")



| DIMENSIONS | | | | | | |
|------------|---------|----------|--------|---------|--------|---------------|
| SIZE | A | B | C | D | E | Weight (lbs.) |
| 2 | 10" | 5" | 3-1/2" | 10-7/8" | 7-1/4" | 35 |
| 2-1/2 | 10-3/4" | 5-3/8" | 3-3/4" | 11-3/8" | 7-1/4" | 44 |
| 3 | 11-5/8" | 5-13/16" | 4-1/6" | 12-3/8" | 10" | 53 |
| 4 | 13-1/2" | 6-3/4" | 4-1/2" | 14-3/4" | 10" | 84 |
| 6 | 15-3/4" | 7-7/8" | 5-3/8" | 19" | 12" | 137 |
| 8 | 16-1/4" | 8-1/8" | 5-3/8" | 22-1/2" | 14" | 223 |

Note: Add 16 lbs. for Indicator Post Plate

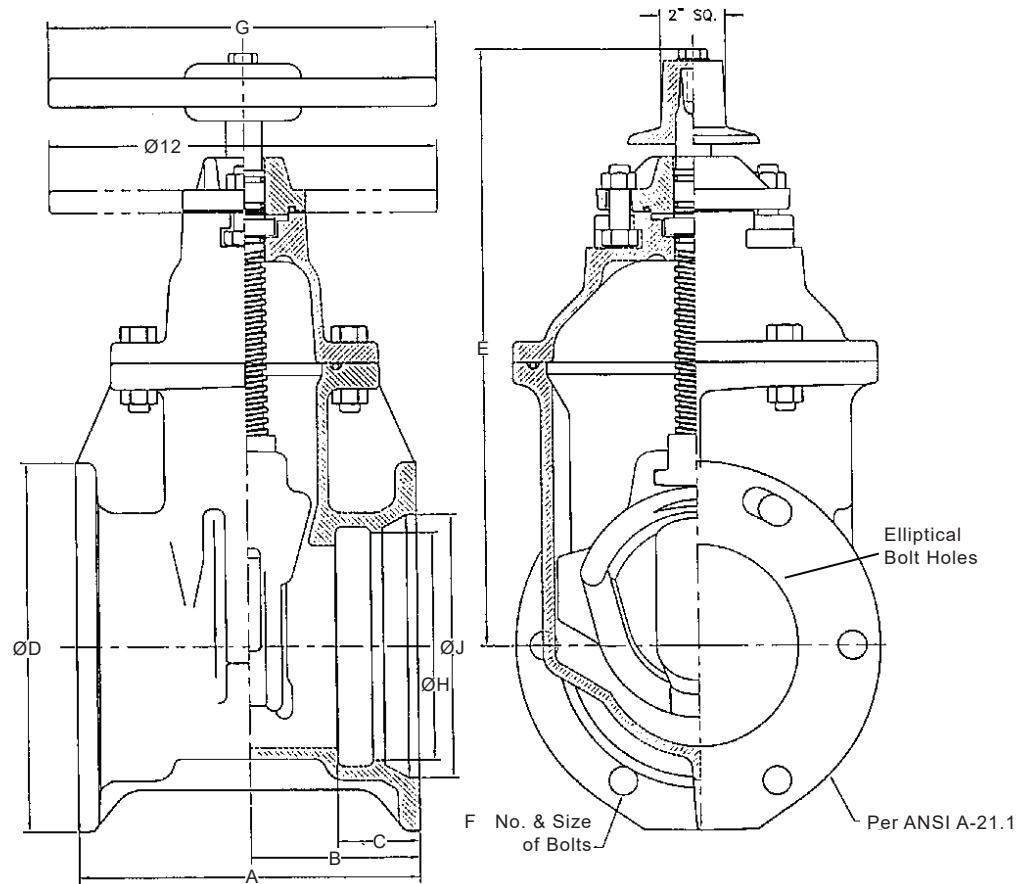


KENNEDY VALVE

C509 KS FW NON-RISING RESILIENT SEATED GATE VALVE CUTTING-IN ENDS SIZES 2" - 12"

Fig. 8576SS

Fig. 8576PSS (with post plate)



Elliptical bolt hole design eliminates the needs for anti-rotational bolts.

| DIMENSIONS | | | | | | | | | | |
|------------|---------|---------|--------|---------|---------|--------|-----|-------|-------|---------------|
| SIZE | A | B | C | D | E | F | G | H | J | Weight (lbs.) |
| 4 | 9-1/2" | 4-3/4" | 2-1/2" | 9-1/8" | 14-3/4" | 4-3/4" | 10" | 5.10 | 6.20 | 86 |
| 6 | 10-1/2" | 5-1/4" | 2-1/2" | 11-3/8" | 19" | 6-3/4" | 12" | 7.20 | 8.30 | 134 |
| 8 | 13-1/8" | 6-9/16" | 2-1/2" | 13-3/4" | 22-1/2" | 6-3/4" | 14" | 9.40 | 10.50 | 206 |
| 10 | 15-1/2" | 7-3/4" | 2-1/2" | 15-3/4" | 26-1/2" | 8-3/4" | 18" | 11.50 | 12.62 | 351 |
| 12 | 16" | 8" | 2-5/8" | 18" | 30" | 8-3/4" | 18" | 13.60 | 14.72 | 473 |

Note: Add 16 lbs. for Indicator Post Plate

Kennedy Valve | 1021 E Water St, Elmira, NY 14901

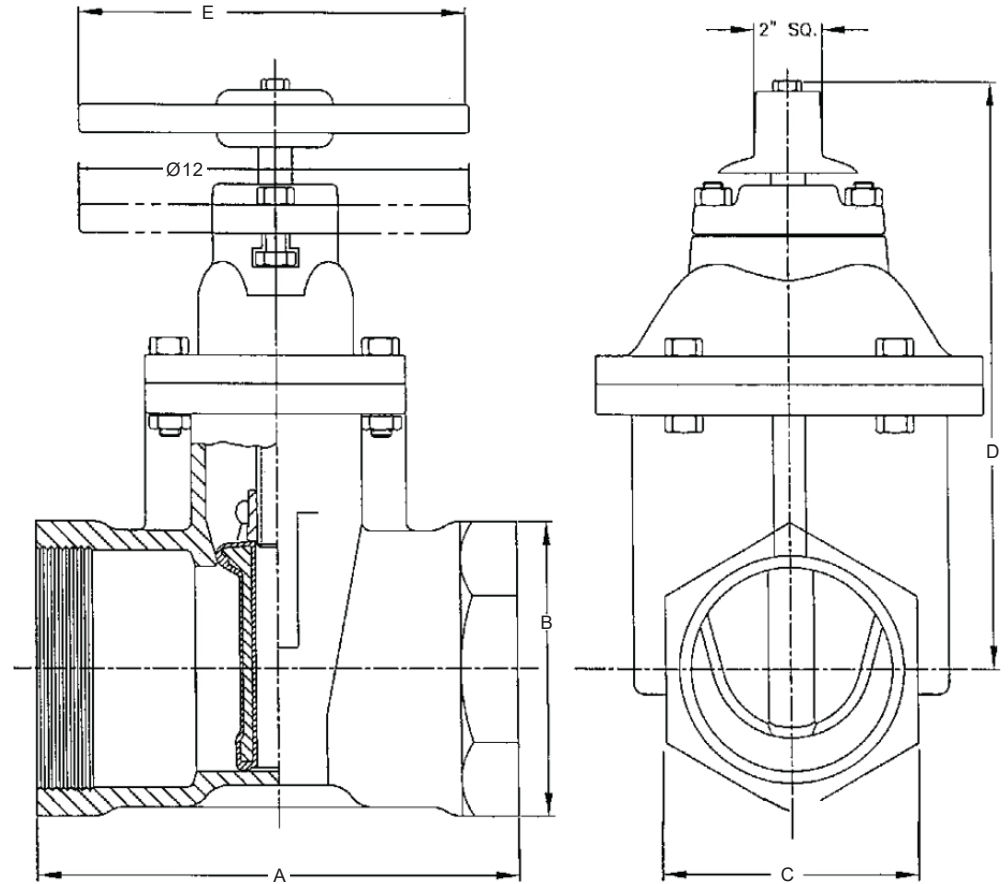


KENNEDY VALVE

C509 KS FW NON-RISING RESILIENT SEATED GATE VALVE THREADED ENDS SIZES 2" - 3"

Fig. 8057SS (with 2" nut)

Fig. 8057WSS (with handwheel)



| DIMENSIONS | | | | | | |
|------------|--------|---------|---------|---------|--------|---------------|
| SIZE | A | B | C | D | E | Weight (lbs.) |
| 2 | 5-1/4" | 4-1/8" | 3-9/16" | 10-7/8" | 7-1/4" | 20 |
| 2-1/2 | 7" | 5-3/16" | 4-1/2" | 11-3/8" | 7-1/4" | 40 |
| 3 | 7-1/8" | 5-5/8" | 4-7/8" | 12-3/8" | 10" | 47 |

Note: Add 16 lbs. for Indicator Post Plate

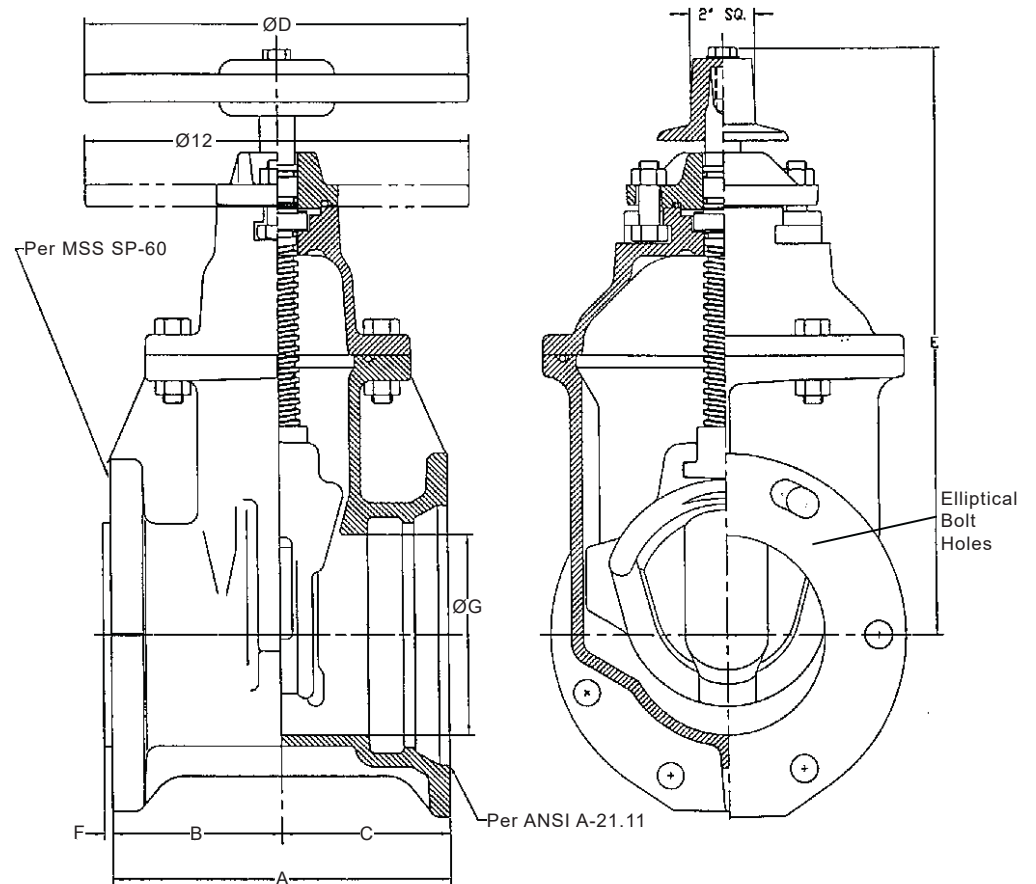


KENNEDY VALVE

C509 KS FW NON-RISING RESILIENT SEATED GATE VALVE MECHANICAL JOINT x FLANGED TAP ENDS SIZES 3" - 12"

Fig. 8950SS

Fig. 8950PSS (with post plate)



Elliptical bolt hole design eliminates the needs for anti-rotational bolts.

| DIMENSIONS | | | | | | | | |
|------------|---------|--------|--------|-----|---------|-------|---------|---------------|
| SIZE | A | B | C | D | E | F | G | Weight (lbs.) |
| 4 | 9-1/4" | 4-1/2" | 4-3/4" | 10" | 14-3/4" | 3/16" | 4-1/4" | 92 |
| 6 | 10-1/2" | 5-1/4" | 5-1/4" | 12" | 19" | 1/4" | 6-1/4" | 144 |
| 8 | 13-1/4" | 5-3/4" | 7-1/2" | 14" | 22-1/2" | 1/4" | 8-1/4" | 224 |
| 10 | 14-1/4" | 6-1/2" | 7-3/4" | 18" | 26-1/2" | 1/4" | 10-1/4" | 392 |
| 12 | 15" | 7" | 8" | 18" | 30" | 1/4" | 12-1/4" | 527 |

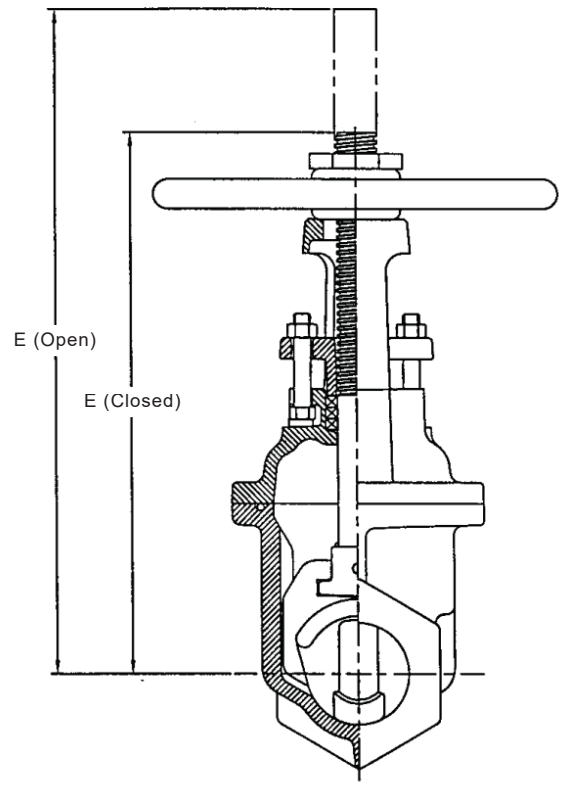
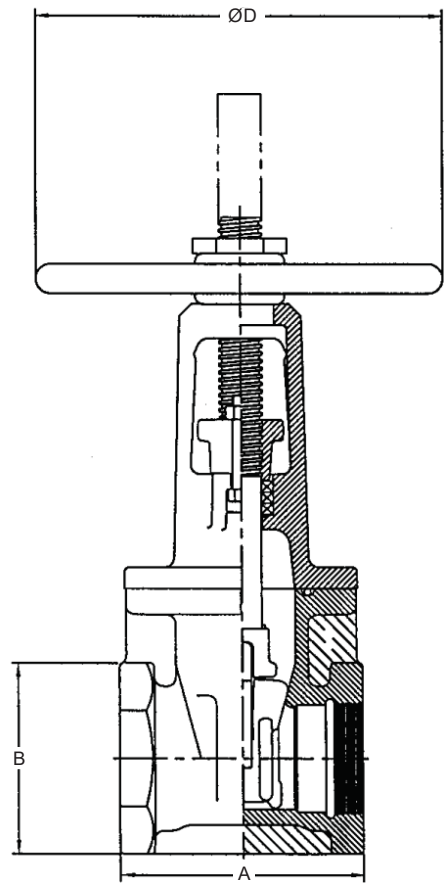
Note: Add 16 lbs. for Indicator Post Plate



KENNEDY VALVE

**C509 KS FW OS&Y
RESILIENT SEATED GATE VALVE
THREADED ENDS
SIZES 2" - 3"**

Fig. 8067



| DIMENSIONS | | | | | | |
|------------|--------|---------|--------|---------|---------|---------------|
| SIZE | A | B | D | E | F | Weight (lbs.) |
| 2 | 5-1/4" | 4-1/8" | 7-1/4" | 10" | 12" | N/A |
| 2-1/2 | 7" | 5-3/16" | 7-1/4" | 13-7/8" | 16-3/8" | 40 |
| 3 | 7-1/2" | 5-3/16" | 10" | 15-5/8" | 18-7/8" | 50 |